



ECONOMY TENT
INTERNATIONAL
AN ANCHOR COMPANY

PRODUCT CATALOG



ECONOMY TENT INTERNATIONAL (ETI) is proud to provide you with our latest catalog highlighting our innovative line of event tents and tent accessories. Our state-of-the-art manufacturing and warehousing facility, located in Miami, FL, offers incomparable service and attention to your event business. Our continued goal is to continue to create products that are versatile, durable and stylish to accommodate all of your tent needs.



contents

| | |
|--------------------------------------|----|
| TRIO® | 2 |
| • TRIO Tent Pricing | 6 |
| CLASSIC™ PLUS | 7 |
| • CLASSIC PLUS Tent Pricing | 9 |
| XP SERIES | 10 |
| • XP SERIES Tent Pricing | 11 |
| POP-UP | 12 |
| • POP-UP Tent Pricing | 12 |
| MARQUEE | 13 |
| • MARQUEE Pricing | 13 |
| CLEAR COVER | 14 |
| CUSTOM DIGITAL PRINTING | 16 |
| COVER COLORS & STRIPES | 17 |
| SIDEWALLS | 18 |
| • SIDEWALL Pricing | 18 |
| SLIDEWALL TRAC SYSTEM® | 19 |
| • SLIDEWALL TRAC SYSTEM Pricing | 19 |
| LINERS & DRAPES | 20 |
| • LINER & DRAPE Pricing | 20 |
| ACCESSORIES | 21 |
| • ACCESSORY Pricing | 23 |
| CONCESSIONS PRINTED VENDING BOOTH | 24 |
| • CONCESSION VENDING BOOTH Pricing | 25 |
| TENT FRAME, FITTINGS, PARTS PRICING | 26 |
| GUIDELINES AND INFORMATION | 27 |
| TERMS & CONDITIONS OF SALE | 29 |



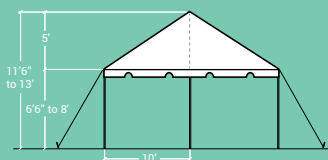
TRIO

ETI's TRIO® frame system, with its choice of three cover styles, is one of the most versatile tent designs out there — ideal for just about any type of event or gathering.

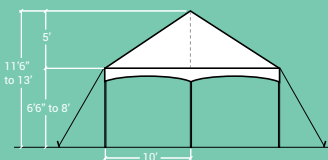


3 VERSATILE COVER STYLES

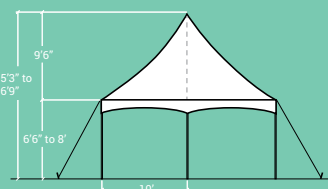
TRADITIONAL The most frequently used in the tent industry. This popular cover design attaches to the frame with straps and buckles on the inside perimeter of the tent. In addition, the valance on the Traditional style cover has scalloped edges. Expandable mids, that can extend a tent up to 100+ feet, are available for Traditional style covers.



TENSION The sleek look of the Tension cover attaches to the frame with straps and steel "S" hooks that extend down the legs to the base plate tightening the cover for a smooth finish. Available in 30' and 40' lengths with the 20' width. (The Tension cover style cannot be used with expandable mids.)



HIGH-PEAK Our High-Peak cover is designed with a high slope, stylish peak and smooth curves to stand out from the rest. The High-Peak cover attaches the same way as the Tension cover style. A center mast pole is simply added to the crown fitting to create the peak. Available in 30' and 40' lengths with the 20' width. (The High-Peak cover style cannot be used with expandable mids.)



TRIO Frame TENTS | 10' 15' 20'

KENTUCKY TENT MODEL APPROVED

The TRIO's 6005 T-6 anodized marine aluminum frame is not only engineered for strength, it's a snap to install. TRIO® frames employ a failsafe, steel snap button assembly and the legs telescope down to five feet for easy installation of the tent cover and other accessories. The tubing has color-coded end caps for instant length identification.

TRIO® frame tents provide the flexibility of setting up on grass or hard surfaces. They can be used as a single tent for small backyard parties or used in groups for larger events such as fairs and festivals.

ENGINEERED FRAME SYSTEM

- Engineered and wind load tested.*
- 6005 T-6 anodized marine aluminum, 1 1/4" schedule ten pipe, 1/8" wall thickness with exclusive alignment line.
- Color-coded end caps for easy identification of tubing lengths. End caps keep your tubing clean by keeping dirt out.
- Patented cast aluminum fittings and detachable cast aluminum base plates.
- Failsafe steel snap button assembly.
- Leg height is adjustable from 6'6", 7', 7'6" and 8'.
- Legs telescope down to 5' for easy installation of tent cover and other accessories.
- Cover pitches for the TRIO® are: 10' wide – 2'6"; 15' wide – 3'9"; 20' wide – 5'. Add center mast height for cover pitches of High-Peak style.
- Stakes and ratchets are sold separately.

*** Cross-bracing required on frames larger than 20' x 20' to meet wind load requirements.**

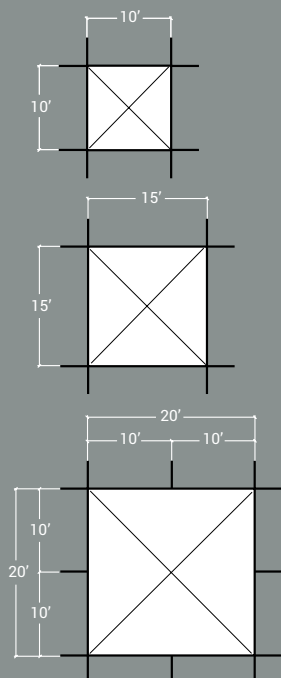
STANDARD COVERS

- Standard covers are manufactured of an exclusive high quality 1300 denier, 18 oz. lacquer coated black-out vinyl material which makes the cover easier to handle, store, install and clean.
- Also available in Clear Burlap 18 oz. SkyLite™ vinyl with embedded filament lines that help prevent cover expansion. (See page 14 for additional Clear Cover information.)
- Available in 18 oz. solid colors and 30" stripes. (See page 17 for color choices.)
- UV treated, flame retardant that meets the California Fire Marshal Title 19 and NFPA 701, water repellent, mildew resistant.
- "West Coast" style covers can be manufactured upon request.
- Expandable mids for the Traditional style are available in 10', 15' and 20' mids.
- Seams are 100% electronically welded.
- Stainless steel buckles prevent unsightly rust stains on your cover.
- Double reinforced straps and buckles.
- Vinyl grommets installed by R.F. welding on expandable covers.
- Cover storage bag and ground tarp included.



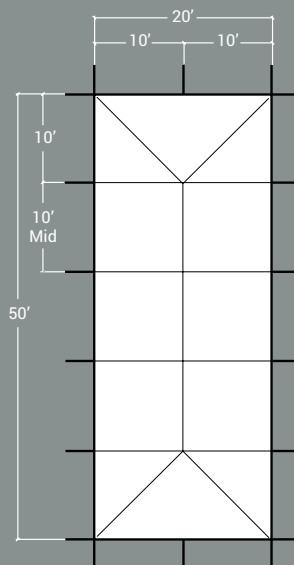
3 popular sizes to choose from

Adding to the TRIO versatility, all three cover styles are available in 10-ft., 15-ft. and 20-ft. widths.



Easily expand with mid sections

The Traditional style cover is expandable to whatever length you need – up to 100 feet – with the addition of 10-ft. wide mids.



TRIO® Frame Tents | PRICE LIST

| TRADITIONAL | FRAME | WHITE COVER | FRAME & WHT COVER | COLOR/STRIPE COVER | CLEAR COVER | FRAME & CLR COVER |
|-------------------------------------|--------|-------------|-------------------|--------------------|----------------------------|-------------------|
| 10' Wide | | | | | | |
| 10' x 10' (1pc.) | \$ 913 | \$ 385 | \$1162 | +\$ 75 | \$ 674 | \$1587 |
| 10' x 10' (2pc.) | \$ 913 | \$ 435 | \$1212 | +\$ 75 | \$ 761 | \$1674 |
| 10' x 15' (1pc.) | \$1266 | \$ 449 | \$1569 | +\$113 | \$ 786 | \$2052 |
| 10' x 20' (1pc.) | \$1493 | \$ 527 | \$1904 | +\$150 | \$ 922 | \$2415 |
| 10' x 20' (3pc.) | \$1493 | \$ 627 | \$2015 | +\$150 | \$1097 | \$2590 |
| Mids for 10' Wide Expandable Covers | | | | | | |
| 10' Mid | \$ 575 | \$ 330 | \$ 812 | +\$ 75 | \$ 578 | \$1153 |
| 20' Mid | \$1283 | \$ 587 | \$1662 | +\$150 | \$1027 | \$2310 |
| 15' Wide | | | | | | |
| 15' x 15' (1pc.) | \$1164 | \$ 550 | \$1555 | +\$125 | \$ 963 | \$2127 |
| 15' x 15' (2pc.) | \$1164 | \$ 650 | \$1655 | +\$125 | \$1138 | \$2302 |
| 15' x 20' (1pc.) | \$1634 | \$ 730 | \$2200 | +\$188 | \$1278 | \$2912 |
| 15' x 20' (2pc.) | \$1634 | \$ 830 | \$2300 | +\$188 | \$1378 | \$3012 |
| 15' x 30' (1pc.) | \$2574 | \$1160 | \$3050 | +\$250 | \$2030 | \$4604 |
| Mids for 15' Wide Expandable Covers | | | | | | |
| 10' Mid | \$ 750 | \$ 475 | \$ 1125 | +\$100 | \$ 831 | \$1581 |
| 15' Mid | \$1250 | \$ 600 | \$ 1600 | +\$125 | \$1050 | \$2300 |
| 20' Mid | \$1425 | \$ 800 | \$ 2075 | +\$200 | \$1400 | \$2825 |
| 20' Wide | | | | | | |
| 20' x 20' (1pc.) | \$2074 | \$ 880 | \$2820 | +\$175 | \$1540 | \$3614 |
| 20' x 20' (2pc.) | \$2074 | \$ 980 | \$2920 | +\$175 | \$1715 | \$3789 |
| 20' x 30' (1pc.) | \$2665 | \$1297 | \$3802 | +\$263 | \$2270 | \$4935 |
| 20' x 30' (3pc.) | \$2665 | \$1497 | \$3975 | +\$263 | \$2620 | \$5285 |
| 20' x 40' (1pc.) | \$3265 | \$1647 | \$4742 | +\$350 | \$2882 | \$6147 |
| 20' x 40' (3pc.) | \$3265 | \$1847 | \$4842 | +\$350 | \$3232 | \$6497 |
| 20' x 40' (4pc.) | \$3265 | \$2147 | \$4942 | +\$350 | \$3757 | \$7022 |
| Mids for 20' Wide Expandable Covers | | | | | | |
| 10' Mid | \$ 755 | \$ 499 | \$1125 | +\$125 | \$ 873 | \$1628 |
| 20' Mid | \$1450 | \$ 900 | \$2200 | +\$175 | \$1575 | \$3025 |
| TENSION | | | | | | |
| 10' Wide | | | | | | |
| 10' x 10' | \$ 913 | \$ 445 | \$1218 | +\$ 75 | \$ 668 | \$1422 |
| 10' x 20' | \$1493 | \$ 632 | \$1893 | +\$150 | \$ 948 | \$2197 |
| 15' Wide | | | | | | |
| 15' x 15' | \$1164 | \$ 604 | \$1655 | +\$150 | \$ 906 | \$2070 |
| 20' Wide | | | | | | |
| 20' x 20' | \$2074 | \$1032 | \$2930 | +\$225 | \$1548 | \$3260 |
| 20' x 30' | \$2665 | \$1448 | \$3830 | +\$285 | \$2172 | \$4353 |
| 20' x 40' | \$3265 | \$1947 | \$4900 | +\$335 | Incl: 1 Cross-Brace System | |
| HIGH-PEAK | | | | | | |
| 10' Wide | | | | | | |
| 10' x 10' | \$ 951 | \$ 508 | \$1360 | +\$125 | \$ 762 | \$1542 |
| 10' x 20' | \$1546 | \$ 742 | \$2126 | +\$200 | \$1113 | \$2393 |
| 15' Wide | | | | | | |
| 15' x 15' | \$1239 | \$ 761 | \$1775 | +\$225 | \$1142 | \$2381 |
| 20' Wide | | | | | | |
| 20' x 20' | \$2154 | \$1112 | \$3150 | +\$285 | \$1668 | \$3440 |
| 20' x 30' | \$2805 | \$1605 | \$4390 | +\$335 | Incl: 2 Cross-Brace System | |
| 20' x 40' | \$3405 | \$2137 | \$5342 | +\$385 | Incl: 3 Cross-Brace System | |

CLASSIC PLUS

ETI's CLASSIC™ PLUS engineered tents are ideal for events that require a large, unobstructed covered area.



CLASSIC™ PLUS Frame Tents | 30' 40'

KENTUCKY TENT MODEL APPROVED.

ETI's engineered CLASSIC™ PLUS frame tents are the ideal frame system for events with large numbers of people such as weddings, corporate or municipal gatherings,

The CLASSIC PLUS is a tent system that offers flexibility with your inventory. With the addition of expandable mids, both the 30' and 40' width CLASSIC PLUS tents can be extended up to 100+ feet in length.

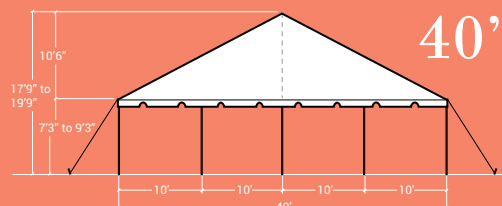
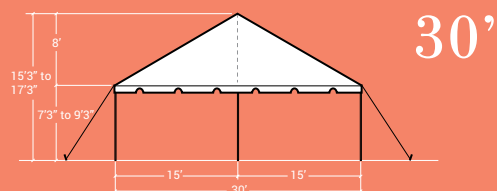
ENGINEERED FRAME SYSTEM

- Engineered and wind load tested.*
- Tubing is manufactured of 6005 T-6 anodized marine aluminum with exclusive alignment line; 1/8" wall thickness.
- 30' wide tents include double-tube corner rafters, 2" mid-rafter and 2" side bars.
- 40' wide tents include double-tube corner rafters, double-tube mid-rafters and 2" side bars.
- Galvanized steel Flo-coat™ fittings.
- Failsafe steel snap button assembly.
- Adjustable leg height 7', 7'3", 8', 8'3", 9', 9'3".
- Cover pitches for the CLASSIC PLUS are: 30' wide – 7'6"; 40' wide – 10'. Add center mast height for cover pitch of the 30' High-Peak style.
- Stake and Ratchet Strap included.
- Cross-brace system included on 30' x 50' and longer, 40' x 60' and longer. Optional to add additional 2 cross-brace systems on 6-way crowns for additional support.
- 1/4" plastic coated steel cable(s) with 3" snap hooks are available for CLASSIC PLUS.

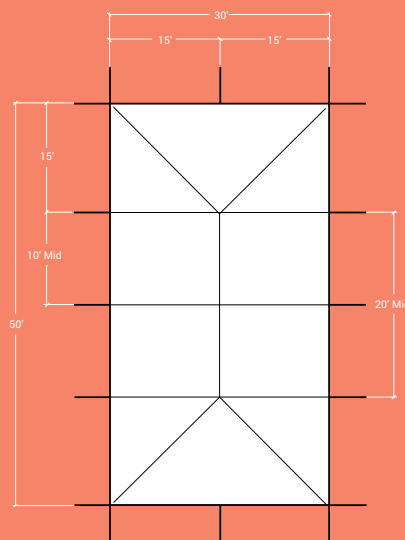
* **Cross-bracing required on frames larger than 30' x 30' to meet wind load requirements.**

STANDARD COVERS

- Standard covers are manufactured of an exclusive high quality 18 oz. lacquer coated black-out vinyl material which makes the cover easier to handle, store, install and clean.
- Available in 18 oz. solid colors and 30" stripes.
(See page 17 for color choices)
- Also available in Clear Burlan 18 oz. SkyLite™ vinyl with embedded filament lines that help prevent cover expansion.
(See page 14 for additional Clear Cover information.)
- Seams are 100% electronically welded.
- Expandable mids are available in 10' and 20' mids for 30' and 40' wide covers.
- Stainless steel buckles prevent unsightly rust stains on your cover.
- Double reinforced straps and buckles.
- Vinyl grommets installed by R.F. welding on expandable covers.
- Cover storage bag and ground tarp included.




EXPAND CLASSIC PLUS COVERS WITH MID EXTENSIONS



Versatility of an expandable cover

All CLASSIC PLUS tent covers are available in either a single piece or expandable design. Expandable covers have the versatility to extend the standard square tent configuration to lengths up to 100+ feet by adding 15-ft. or 20-ft. wide expandable mids between the cover end pieces.



How do cover mid extensions connect?

To extend the length of any of the CLASSIC PLUS and TRIO covers, there are 10', 15' and 20' cover mid extensions that lace to the main tent cover. The diagram above shows how the loops from the mid extension fit through grommets on the main tent cover and loop-lace together. A vinyl flap then covers and seals the lacing for a clean, seamless look.

CLASSIC™ PLUS Frame Tents | PRICE LIST

| TRADITIONAL | FRAME | WHITE COVER | FRAME & WHT COVER | CROSS-BRACING INCL | COLOR/ STRIPE COVER | CLEAR COVER | FRAME & CLR COVER |
|--|---------|-------------|-------------------|--------------------|---------------------|-------------|-------------------|
| 30' Wide | | | | | | | |
| 30' x 30' (1pc.) | \$3547 | \$1698 | \$ 4880 | — | +\$ 360 | \$2972 | \$ 6519 |
| 30' x 30' (2pc.) | \$3547 | \$1873 | \$ 5055 | — | +\$ 360 | \$3278 | \$ 6825 |
| 30' x 40' (3pc.) | \$4408 | \$2573 | \$ 6154 | — | +\$ 480 | \$4503 | \$ 8911 |
| 30' x 50' (3pc.) | \$5362 | \$3073 | \$ 7598 | (1) | +\$ 600 | \$5378 | \$10740 |
| 30' x 50' (4pc.) | \$5362 | \$3248 | \$ 8000 | (1) | +\$ 600 | \$5684 | \$11046 |
| 30' x 60' (4pc.) | \$6316 | \$3733 | \$ 9042 | (2) | +\$ 720 | \$6603 | \$12919 |
| 30' x 60' (5pc.) | \$6316 | \$3948 | \$ 9400 | (2) | +\$ 720 | \$6909 | \$13225 |
| 30' x 70' (4pc.) | \$7261 | \$4273 | \$10497 | (3) | +\$ 840 | \$7478 | \$14739 |
| 30' x 70' (5pc.) | \$7261 | \$4448 | \$10800 | (3) | +\$ 840 | \$7784 | \$15045 |
| 30' x 80' (5pc.) | \$8222 | \$5148 | \$12200 | (4) | +\$ 960 | \$9009 | \$17231 |
| 30' x 90' (5pc.) | \$9147 | \$5473 | \$12931 | (5) | +\$1080 | \$9578 | \$18725 |
| 30' x 90' (6pc.) | \$9147 | \$5648 | \$13600 | (5) | +\$1080 | \$9884 | \$19031 |
| 30' x 100' (6pc.) | \$10108 | \$6348 | \$14800 | (6) | +\$1200 | \$11109 | \$21217 |
| Mids for 30' Wide Expandable Covers | | | | | | | |
| 10' mid | \$ 945 | \$ 700 | \$ 1436 | (1) | +\$ 120 | \$1225 | \$ 2170 |
| 20' mid | \$1890 | \$1200 | \$ 2734 | (2) | +\$ 200 | \$2100 | \$ 3990 |
| 40' Wide | | | | | | | |
| 40' x 40' (2pc.) | \$ 8550 | \$3350 | \$10500 | — | +\$ 560 | \$ 5863 | \$13692 |
| 40' x 50' (3pc.) | \$ 9650 | \$4100 | \$13500 | — | +\$ 700 | \$ 7175 | \$15984 |
| 40' x 60' (3pc.) | \$10750 | \$4850 | \$15500 | (1) | +\$ 840 | \$ 8488 | \$18276 |
| 40' x 60' (4pc.) | \$10750 | \$5050 | \$15700 | (1) | +\$ 840 | \$ 8838 | \$18608 |
| 40' x 70' (4pc.) | \$11850 | \$5800 | \$17450 | (2) | +\$ 980 | \$10150 | \$20900 |
| 40' x 80' (4pc.) | \$12850 | \$6550 | \$19300 | (3) | +\$1120 | \$11463 | \$23097 |
| 40' x 80' (5pc.) | \$12850 | \$6750 | \$19500 | (3) | +\$1120 | \$11813 | \$23429 |
| 40' x 90' (5pc.) | \$14250 | \$7350 | \$21500 | (4) | +\$1260 | \$12863 | \$25757 |
| 40' x 100' (5pc.) | \$15550 | \$7650 | \$23100 | (5) | +\$1400 | \$13388 | \$27491 |
| 40' x 100' (6pc.) | \$15550 | \$8150 | \$23600 | (5) | +\$1400 | \$14263 | \$28322 |
| Mids for 40' Wide Expandable Covers | | | | | | | |
| 10' mid | \$ 1550 | \$ 900 | \$2250 | (1) | +\$ 140 | \$ 1575 | \$ 2969 |
| 20' mid | \$ 2850 | \$1720 | \$4250 | (2) | +\$ 280 | \$ 3010 | \$ 5567 |

HIGH-PEAK

30' Wide

| | | | | | | | |
|-----------|--------|--------|--------|---|---------|---|---|
| 30' x 30' | \$3774 | \$2275 | \$5444 | — | +\$ 540 | — | — |
|-----------|--------|--------|--------|---|---------|---|---|



30' x 30' CLASSIC™ PLUS High-Peak cover style.

XP series

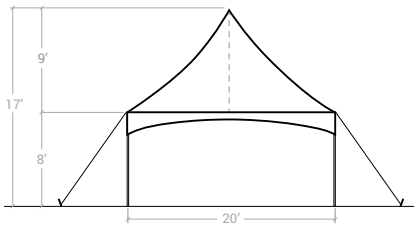
10' 15' 20'

ETI's XP SERIES Cross Cable System was created with strength and a sleek design in mind. Its elegant curves and impressive peaks are similar to our other high peaked tents, which were designed for stability through repeated installations and enduring use. Our white vinyl-coated cross-cable supports a "flying" center pole that eliminates standing center poles creating an open and unobstructed interior space. Our double valance and top tensioning ratchet system keeps the cover uniformly tensioned and free of wrinkles without added complexity.



XP SERIES BENEFITS

- Fewer parts than traditional frame tents for quicker installations.
- "Double valance" for ease of sidewall and gutter installation.
- Illusion of a much larger tent.
- No tools needed for assembly.
- Interchangeable parts between sizes.



Available in 10', 15' and 20' sizes.

(The XP Series is not able to be expanded with mids.)

XP SERIES FEATURES

- No more than four uprights in any of our three available sizes.
- A slightly higher than average industry standard pitch with a double valance for ease of hanging walls and gutters.
- 18 oz. white laminated blackout vinyl covers (also available in many colors and digitally printed options).
- Center mast has up to a 7-inch adjustability and a brass wheel in the base for ease of erecting.
- Galvanized steel welded fittings.
- An upright base with up to a 6-inch adjustability and a 1 1/8" hole for an additional anchoring option to be used in conjunction with standard anchoring and guying requirements.
- 1/4" white vinyl-coated cables.
- Top tensioning system using 1" ratchets with vinyl covers.

XP SERIES Frame TENTS | PRICE LIST

TENT **FRAME** **WHITE COVER*** **FRAME & WHT COVER*** **COLOR/STRIPE COVER***

10' x 10' x 8' \$ 859 \$ 495 \$1286 +\$100

2" Single tube legs & eaves; 4' 6" Pitch

15' x 15' x 8' \$ 986 \$ 799 \$1710 +\$175

2" Single tube legs & eaves; 7' 6" Pitch

Available with 2" x 4" Double tube legs & eaves. Leg set add \$153.60. Eave set add \$246.

20' x 20' x 8' \$1676 \$1132 \$2574 +\$300

2" x 4" Double tube legs & eaves; 8' 9" Pitch

*Cover includes Double Valance and Tensioning Ratchets. Does not include Anchoring. See ACCESSORIES for Anchoring pricing.

NOTE: 10' x 10' and 15' x 15' TRIO® High Peak Covers will fit the XP SERIES frame, however the 20' x 20' TRIO® High Peak Cover will not.

PARTS

| | | USE FOR | # REQ. | COST EACH |
|----|-----------------------------------|--------------|--------|-----------|
| 1 | Steel Corner Fitting | All sizes | 4 | \$ 57 |
| 2 | Steel Base Upright Insert | All sizes | 4 | \$ 44 |
| 3 | 2" x 9'4" Eave Bar | 10' wide | 4 | \$ 71 |
| 4 | 2" x 14'4" Eave Bar | 15' wide | 4 | \$105 |
| 5 | 19'4" Double Tube Eave Bar | 20' wide | 4 | \$247 |
| 6 | 2" x 7'10" Leg (no insert) | 10'-15' wide | 4 | \$ 60 |
| 7 | 7'8" Double Tube Leg (no insert) | 20' wide | 4 | \$119 |
| 8 | 1/4" White Vinyl Coated Cable | 10' wide | 2 | \$ 38 |
| 9 | 1/4" White Vinyl Coated Cable | 15' wide | 2 | \$ 47 |
| 10 | 1/4" White Vinyl Coated Cable | 20' wide | 2 | \$ 57 |
| 11 | 2" Center Pole w/Base and Pin | 10' wide | 1 | \$138 |
| 12 | 2" Center Pole w/Base and Pin | 15' wide | 1 | \$144 |
| 13 | 2" Center Pole w/Base and Pin | 20' wide | 1 | \$160 |
| 14 | Center Mast Base | All sizes | 1 | \$ 55 |
| 15 | Center Mast Adjustable Pin Insert | All sizes | 1 | \$ 43 |
| 16 | Tensioning Ratchet w/Hooks | All sizes | 4 | \$ 19 |
| 17 | Vinyl Ratchet Covers | All sizes | 4 | \$ 8 |
| 18 | 5/16" x 2 3/4" Wire Lock Pin | All sizes | 6 | \$ 4 |



QUICK & EASY POP-UP

10' x 10'

A heavy-duty commercial, pop-up steel frame tent covering a 100 sq. foot area that sets up in minutes. The 10' x 10' cover is manufactured of an exclusive high quality 1300 denier, 18oz. lacquer coated black-out vinyl material. The cover is UV treated, flame retardant, water repellent and mildew resistant. The frame and cover comes in a convenient bag on wheels for easy transporting.



QUICK & EASY POP-UP FEATURES

- Heavy-duty commercial strength.
- Hexagonal profile.
- 100 square feet of shaded area.
- Steel frame material.
- Adjustable cover peak system.
- Double reinforced straps and buckles.
- Push button adjustable legs.
- Corners are reinforced with a D-ring to strap down the tent.
(Stakes, ropes and ratchets are sold separately)
- Includes storage bag on wheels.
- Frame weight: 55 lbs.
Frame box: 62" x 12" x 12"
- Cover weight: 25 lbs.
Cover box: 41" x 10" x 10"

POP-UP TENT | PRICING

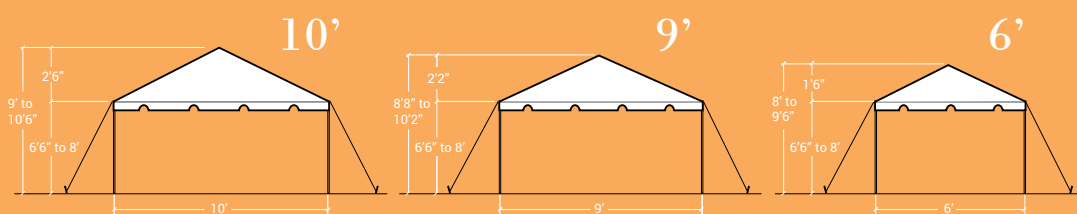
10' x 10' Quick & Easy
Commercial Pop-Up Tent \$ 420

Additional 2-color logo or
printing +\$ 150



Marquee 6' 9' 10'

The MARQUEE frame tent is ideal for entryways, extensions to or between buildings and tents, or to cover a walkway. The Marquee is a gable-end frame and is available in 10-ft., 9-ft. and 6-ft. widths. Marquee frame parts are compatible with the TRIO® frame system. There are 10-ft. expandable mids available that can expand the Marquee up to several hundred feet in length. Velcro® end-gable panels and 10-ft. mids detach easily for quick expandability.



Marquee | PRICE LIST

COMPLETE FRAME & COVER

| | |
|-------------------------------|--------|
| 6' x 10' Marquee | \$1066 |
| 10' expandable mid (6' wide) | \$ 673 |
| 9' x 10' Marquee | \$1137 |
| 10' expandable mid (9' wide) | \$ 713 |
| 10' x 10' Marquee | \$1179 |
| 10' expandable mid (10' wide) | \$ 733 |

COVER ONLY

| | |
|--|--------|
| 6' x 10' Marquee (set of ends and expandable mid) | \$ 369 |
| Set of 6' left/right ends only | \$ 113 |
| 10' expandable mid (6' wide) | \$ 256 |
| 9' x 10' Marquee (set of ends and expandable mid) | \$ 407 |
| Set of 9' left/right ends only | \$ 142 |
| 10' expandable mid (9' wide) | \$ 265 |
| 10' x 10' Marquee (set of ends and expandable mid) | \$ 424 |
| Set of 10' left/right ends only | \$ 150 |
| 10' expandable mid (10' wide) | \$ 275 |

FRAME ONLY

| | |
|-------------------------------------|--------|
| 6' x 10' Marquee frame | \$ 698 |
| 10' expandable mid frame (6' wide) | \$ 416 |
| 9' x 10' Marquee frame | \$ 730 |
| 10' expandable mid frame (9' wide) | \$ 449 |
| 10' x 10' Marquee frame | \$ 751 |
| 10' expandable mid frame (10' wide) | \$ 455 |

clear covers

CLEAR BURLAN SKYLITE™ covers provide shelter while still letting nature be part of the event — day or night.



When you don't want to exclude the beauty of an event site, clear vinyl covers are the perfect solution to bring it all in. Our clear tent covers are designed to let nature's backdrop be part of the event while still providing overhead protection. Evening and night events are especially magical when adding lighting to complement the night sky.

All our clear covers are custom made to fit the TRIO® and CLASSIC™ PLUS frame systems and are manufactured with beautiful, durable Burlan Skylite™ 18-mil clear vinyl with embedded filament lines that help prevent cover expansion and contraction in different weather conditions.

For Clear Cover Pricing, see the TRIO and CLASSIC PLUS price lists.





CUSTOM DIGITAL PRINTING

Custom digital printing increases tent visibility, ensuring your business will stand out in a crowd.

A printed tent cover and/or tent sidewalls are powerful communication tools. It's a great way to advertise your company's products or services, and will most certainly attract potential customers.

Digital printing is a non-impact printing process that is highly durable and scratch resistant. It is a full color process and the final product has vivid close-view photographic quality.

Call ETI for Digital Printing Pricing – 800-438-4226.

Visit our website, economytent.com, to download the ARTWORK SPECS for artwork submission.





cover COLORS

In addition to the Traditional white tent cover color, TRIO®, CLASSIC™ PLUS and XP SERIES covers are also available in 11 solid colors, including Black, constructed with 18 oz. gloss black-out vinyl. There are also color variations of a 30-inch wide stripe available.

For Color & Stripe Cover Pricing, see the TRIO, CLASSIC PLUS and XP SERIES price lists.



RED / WHITE



NAVY BLUE



DARK GREEN



BLUE / WHITE



YELLOW



ORANGE



GREEN / WHITE



BEIGE



RUST



ROYAL BLUE



YELLOW / WHITE



GREEN



GRAY



RED

SIDewALLS

Our CLASSIC SIDEWALLS transform any tent cover to a self-contained structure. All covers manufactured by ETI include a wall rope inside the perimeter of the tent for hanging sidewalls. Our sidewalls are designed to attach to the wall rope and be removed easily with quick release vinyl fasteners that are sewn every 24 inches along the top of the sidewall. Manufactured from 13 oz. flame retardant top quality vinyl, our sidewalls are available in a number of styles — solid, clear, mesh, screened and cathedral window.

Go to economytent.com to see all of the sidewall options.

SIDEWALL FEATURES

- Available as Standard and Lap-N-Flap.
- Optional choice of 18 oz. blackout white vinyl.
- Optional choice of 18 oz. black-out solid colors or 30" stripes.
- Sidewall vinyl fasteners are sewn every 24 inches across the top.
- Grommets evenly spaced every 5 feet along bottom of sidewall.
- Digital printing available.
- Door panel available with a solid white 3' x 6'6" zipper door.



SIDEWALL | PRICE LIST

CLASSIC STANDARD

3" Velcro® overlap on both ends allows for a seamless connection between sidewalls and prevents wind flapping.

| | SOLID WHITE | SOLID WHITE W/ DOOR | CATHEDRAL WINDOW | CLEAR | SCREEN, STRIPES, SOLID COLOR, 18oz. BLACKOUT |
|------------|-------------|---------------------|------------------|-------|--|
| 7' x 10'6" | \$ 65 | \$147 | \$109 | \$130 | \$ 95 |
| 7' x 15'6" | \$ 92 | \$173 | \$135 | \$185 | \$132 |
| 7' x 20'6" | \$119 | \$199 | \$204 | \$240 | \$172 |
| 7' x 30'6" | \$178 | \$259 | \$320 | \$360 | \$260 |
| 8' x 10'6" | \$ 70 | \$163 | \$115 | \$140 | \$ 99 |
| 8' x 15'6" | \$102 | \$195 | \$147 | \$205 | \$142 |
| 8' x 20'6" | \$134 | \$228 | \$224 | \$268 | \$188 |
| 8' x 30'6" | \$211 | \$303 | \$341 | \$400 | \$271 |

CLASSIC LAP-N-FLAP

Durable quick release vinyl fasteners attach to O-rings which overlap 12" on both ends for a seamless connection between walls.

| | SOLID WHITE | SOLID WHITE W/ DOOR | CATHEDRAL WINDOW | CLEAR | SCREEN, STRIPES, SOLID COLOR, 18oz. BLACKOUT |
|----------|-------------|---------------------|------------------|-------|--|
| 7' x 10' | \$110 | \$190 | \$150 | \$200 | \$120 |
| 7' x 15' | \$137 | \$217 | \$177 | \$237 | \$162 |
| 7' x 20' | \$164 | \$244 | \$249 | \$284 | \$224 |
| 7' x 30' | \$229 | \$309 | \$350 | \$409 | \$324 |
| 8' x 10' | \$130 | \$210 | \$170 | \$210 | \$142 |
| 8' x 15' | \$160 | \$240 | \$200 | \$260 | \$198 |
| 8' x 20' | \$192 | \$172 | \$272 | \$312 | \$237 |
| 8' x 30' | \$260 | \$340 | \$380 | \$440 | \$350 |



SLIDEWALL TRAC SYSTEM®

Developed by ETI, the unique Slidewall Trac System® improves the performance of managing sidewalls by allowing the sidewall to be opened or closed in seconds by simply sliding it to either side.

The Slidewall Trac System®, which comes in 10-ft. and 15-ft. lengths, can be attached to most any tent system in minutes by hanging the track from the tent frame side bars inside the tent cover. The Slidewall Trac System incorporates rolling track hangers that glide inside the track. The standard sidewall snap hooks simply clip to the track hangers. That's it – the sidewall is now able to slide from side to side. When open, the sidewall can easily be held in place to a tent leg with an adjustable webbed tie-back.

SLIDEWALL TRAC SYSTEM FEATURES

- Available in 10-ft. and 15-ft. lengths.
- For use with standard sidewalls; no special sidewalls required.
- Fits onto any standard 1¾" or 2" OD tent frame sidebar.
- Lightweight, sturdy aluminum construction.
- Roller track hangers are made of hard durable plastic.

SLIDEWALL | PRICE LIST

Available in 10-ft. and 15-ft. lengths. Use with any type standard sidewall.

| | |
|--|-------|
| 10-Ft. Slidewall Trac System® Includes 1 Tie-back Strap (Sidewall not included) | \$ 94 |
|--|-------|

| | |
|--|-------|
| 15-Ft. Slidewall Trac System® Includes 1 Tie-back Strap (Sidewall not included) | \$136 |
|--|-------|

| | |
|----------------|--------|
| Tie-Back Strap | \$7.50 |
|----------------|--------|

See **TENT PARTS** on page 26 for *Slidewall Trac Replacement Parts* listing.





Liners & Drapes | PRICE LIST

10' WIDE LINER

| | |
|------------|--------|
| 10' x 10' | \$ 325 |
| 10' x 20' | \$ 570 |
| 10' x 30' | \$ 815 |
| 10' x 40' | \$1060 |
| 10' insert | \$ 245 |

15' WIDE LINER

| | |
|------------|--------|
| 15' x 15' | \$ 700 |
| 15' x 25' | \$1085 |
| 15' x 35' | \$1470 |
| 15' x 45' | \$1855 |
| 5' insert | \$ 210 |
| 10' insert | \$ 385 |

20' WIDE LINER

| | |
|------------|--------|
| 20' x 20' | \$ 925 |
| 20' x 30' | \$1387 |
| 20' x 40' | \$1849 |
| 20' x 50' | \$2311 |
| 5' insert | \$ 250 |
| 10' insert | \$ 462 |

30' WIDE LINER

| | |
|------------|--------|
| 30' x 30' | \$1840 |
| 30' x 40' | \$2475 |
| 30' x 50' | \$3110 |
| 30' x 60' | \$3745 |
| 30' x 70' | \$4380 |
| 30' x 80' | \$5015 |
| 30' x 90' | \$5650 |
| 10' insert | \$ 635 |

40' WIDE LINER

| | |
|------------|--------|
| 40' x 40' | \$2900 |
| 40' x 50' | \$3720 |
| 40' x 60' | \$4540 |
| 40' x 70' | \$5630 |
| 40' x 80' | \$6180 |
| 40' x 90' | \$7000 |
| 40' x 100' | \$7820 |
| 40' x 110' | \$8640 |
| 40' x 120' | \$9460 |
| 10' insert | \$ 820 |

CURTAIN DRAPES

| | |
|---|--------|
| 10' x 9' Pleated | \$ 215 |
| (7' and 8' drape heights available on request.) | |

LEG DRAPES

| | |
|-----------|-------|
| 9' height | \$ 64 |
|-----------|-------|

WHITE PLASTIC POLE COVER SLEEVE

| | |
|----------------|-------|
| 5" x 750' Roll | \$ 80 |
|----------------|-------|

REPLACEMENT HARDWARE

| | |
|----------------------|-----------|
| Pulley w/ nut & rope | KIT \$ 45 |
|----------------------|-----------|

LINER & DRAPE FEATURES

- Flame retardant, white polyester.
- Liners and drapes meet the California Fire Marshall Title 19 and NFPA 701 standards.
- Designed for easy installation. Attach to the curtain rope on the inside tent perimeter. Lift into place with rope and pulley system.
- Expandable with 10-ft. Velcro® mids.
- Machine washable.
- Liners and drapes fit most frame systems.

Liners & Drapes

ELEGANT™ TENT LINERS and DRAPES will add a finishing touch of sophistication and elegance to any event. Tent liners and drapes are used as a stylish way to hide unsightly framework or just soften the atmosphere with soft pillowed fabric. Our expandable tent liners are manufactured with the highest quality flame retardant, true white polyester material and fabricated to fit and hang perfectly even after years of use. No tent accessory gives such an elegant polished result.

ACCESSORIES

Economy Tent has all those additional items necessary for erecting, anchoring, bracing, lighting and maintaining your tent inventory.

Full descriptions and more information on tent accessories are on our website – economytent.com.

ANCHORING

- 55-Gal. Barrel Cover (digital printing option available)
- Concrete Block Covers (digital printing option available)
- Webbed Ratchet Strap (Web Guy)
- Double-head Steel-forged Stake
- Stake Puller



BRACING

- Steel Cable Bracing
- Cross-Brace System



CLASSIC TENT JACK

Our heavy-duty commercial tent jack design is intended to make the installation of frame tents as easy as possible. This tent jack proves to be a valuable tool with the use of smaller crews and larger tents. Full range of tent jack replacement parts available.



CONCESSION ACCESSORIES

- 10-ft. Countertop
- Horizontal Sign Frame & Fittings
- Vertical Sign Frame & Fittings
- Bally Skirt
- Bally Aluminum Tubing
- Bally Fittings

STORAGE, REPAIR & CLEANING

- Tent Storage Bags
- Round Self-Adhesive Patch Rolls
- HH-66 Vinyl Cement
- RAM All-Purpose Cleaner

LIGHTING

- 6-Globe String Light
- 8-Globe String Light
- Bistro Lighting
- Cafe Lighting
- Chandeliers



TENT RAIN GUTTERS

- Traditional – Tapered depth from 26" to 29" for water flow
- Tension & High Peak – Tapered or "Bow Tie"
- Threaded Gutter Hose Adapter



Accessories | PRICE LIST

ANCHORING

| | |
|--|-------|
| 30" x 1" Double-head Steel-forged Stake | \$ 15 |
| 42" x 1" Double-head Steel-forged Stake | \$ 19 |
| Stake Puller for 1" stakes | \$190 |
| 14' x 1/2" Diamond-braided Nylon Rope (Guy Rope) | \$ 6 |
| 12' x 1" Webbed Ratchet Strap (Web Guy) w/ Bull Snap & D-ring | \$ 16 |
| 15' x 2" Webbed Ratchet Strap (Web Guy) w/ Bull Snap & D-ring | \$ 29 |
| Barrel Cover (for 55 gal. barrel, 34" H; 26" Dia.) | \$ 63 |
| Digital Printed Barrel Cover (Customer must provide artwork) | \$125 |

| Concrete Block Covers | | | | | |
|---|----------|----------------|-------|---------|--|
| BLOCK SIZE | BLOCK WT | COVER SIZE | WHITE | PRINTED | |
| 20x20x12 | 350 lbs | 20.5x20.5x11.5 | \$ 32 | \$ 100 | |
| 20x20x16.5 | 500 lbs | 20.5x20.5x16 | \$ 36 | \$ 100 | |
| 20x20x22 | 700 lbs | 20.5x20.5x20.5 | \$ 40 | \$ 105 | |
| (Customer must provide artwork for printed cover) | | | | | |

CROSS BRACE SYSTEM

| | |
|---|-------|
| 10' wide (4' x 2" tubing & fittings) | \$ 80 |
| 15' wide (7' x 2" tubing & fittings) | \$ 95 |
| 20' wide (9'4" x 2" tubing & fittings) | \$110 |
| 30' wide (14'4" x 2" tubing & fittings) | \$135 |
| 40' wide (16'1/4" x 2" tubing & fittings) | \$150 |
| Cross Brace Fitting for 10' - 30' wide* | \$ 30 |
| Cross Brace Fitting for 40' wide* | \$ 40 |

* When ordering fittings only, please specify
LEFT or RIGHT fitting.

STEEL CABLE BRACING

| | |
|--------------------------------|-------|
| 29'5" Mid Cable (30' width) | \$ 72 |
| 39'5" Mid Cable (40' width) | \$100 |
| 13'8" Corner Cable (40' width) | \$ 35 |

GROUND TARP

| | |
|----------|-------|
| 7' x 14' | \$ 30 |
| 7' x 17' | \$ 40 |
| 7' x 22' | \$ 50 |

CLASSIC TENT JACK

An invaluable tool with the use of smaller crews or larger tents. \$840

Tent Jack Replacement Parts

| | |
|-----------------------------------|-------|
| Wheel | \$ 14 |
| L-Bracket for Winch | \$ 45 |
| 10'6" Twin Tube | \$130 |
| 1/2" x 4" Rubber Roller | \$ 13 |
| Winch for Hoist | \$180 |
| Base (w/o wheels or handle) | \$350 |
| Handle | \$ 6 |
| Webbing w/ D-ring & Hook | \$ 40 |
| Bolt w/ Nylon Lock Nut | \$ 6 |
| Top Roller Assembly (w/o rollers) | \$ 70 |
| Wirelock 2-1/2" Pin | \$ 4 |

TENT RAIN GUTTERS

White flame retardant vinyl.

Traditional Style

• Tapered from 28" - 32".

| | |
|------------|-------|
| 10' length | \$ 38 |
| 15' length | \$ 57 |
| 20' length | \$ 75 |
| 30' length | \$113 |

Tension & High-Peak Style

• Tapered or Bow-tie

| | |
|------------|-------|
| 10' length | \$ 50 |
| 15' length | \$ 75 |
| 20' length | \$100 |
| 30' length | \$150 |
| 40' length | \$200 |

Custom lengths \$4.50 r.f. Custom lengths \$ 6 r.f.

Threaded Gutter Hose Adapter

\$ 32

3/4" threaded adapter for threaded PVC hose.
(Connector attachment not included)

LIGHTING

| | |
|------------------------------|-------|
| 6 Globe String Light (white) | \$160 |
| 8 Globe String Light (white) | \$180 |

TENT STORAGE, REPAIR & CLEANING

| | |
|--|-------|
| 5' x 2' Storage Bag | \$ 30 |
| 5' x 4' Storage Bag | \$ 48 |
| 2" Round Self-Adhesive Patch - Roll of 144 | \$ 75 |
| Self-Adhesive Patch Vinyl - 4" x 30' Roll | \$ 90 |
| HH-66 Vinyl Cement (16 oz. with 5 sq.ft. vinyl patch) | \$ 22 |
| RAM All Purpose Cleaner (32 oz.) | \$ 24 |

concession | PRINTED VENDING BOOTH

TRIO® CONCESSION TENTS and PRINTED VENDING BOOTHS are attractive, easy to install, functional and ultimately profitable. They are ideal for all types of outdoor tent functions including concessions, school fairs, state fairs, food services and game booths.

We offer concession-style tents in a variety of styles, sizes and colors along with add-on accessories that include tent skirting, sidewalls, a 10-ft. serving counter, a sign package, and much more.

See page 4 for TRIO® Frame and Cover information.
See page 16 for Custom Printing information.

TRADITIONAL CONCESSION PACKAGE

Complete Concession Tent package available in solid color or 30" stripes. Includes:

- 10' x 10' Traditional TRIO® frame & cover
- Three 10'6" x 3' bally skirts
- 10'6" x 7' back sidewall
- 10' concession countertop
- 30" steel stakes & ratchets for anchoring

HIGH-PEAK CONCESSION PACKAGE

Complete Concession Tent package available in solid color or 30" stripes. Includes:

- 10' x 10' High-Peak TRIO® frame & cover
- Three 10'6" x 3' bally skirts
- 10'6" x 7' back sidewall
- 10' concession countertop
- 30" steel stakes & ratchets for anchoring

PRINTED VENDING BOOTH PACKAGE

Our 10' x 10', custom-printed Vending Booth Package. Includes everything you need to set up an eye-catching concession booth.

- 10' x 10' TRIO® frame with a 15 oz. High-Peak cover
- Front pole covers
- 10' x 6'7" vinyl backwall
- Three 10' x 3' vinyl bally skirts
- 30" steel stakes and web guys

Custom digital printing is INCLUDED in the package price. However, artwork design is NOT included. Customer must provide suitable artwork files according to our artwork specifications. ETI will be happy to assist you with any questions or layout options for your booth but we do NOT design or re-design artwork. (Visit our website, economytent.com, to download the ARTWORK SPECS for artwork submission.)





concession | PRICE LIST

TRADITIONAL STYLE CONCESSION PACKAGE

Complete Concession Tent available in solid color or 30" stripes. \$2118

Includes:

- 10' x 10' Traditional TRIO® frame and cover
- Three 10'6" x 3' bally skirts
- 10'6" x 7' back sidewall
- 10' concession countertop
- 30" steel stakes & ratchets for anchoring

HIGH-PEAK STYLE CONCESSION PACKAGE

Complete Concession Tent available in solid color or 30" stripes. \$2312

Includes:

- 10' x 10' High-Peak TRIO® frame and cover
- Three 10'6" x 3' bally skirts
- 10'6" x 7' back sidewall
- 10' concession countertop
- 30" steel stakes & ratchets for anchoring

PRINTED VENDING BOOTH PACKAGE

\$2150

Complete package includes:

- 10' x 10' TRIO® frame, 15 oz. High-Peak cover & attached pole covers.
- 10' x 6'7" vinyl back wall and three 10' x 3' vinyl bally skirts,
- 30" steel stakes and web guys.
- Custom printing (artwork design is NOT included)
(Download Artwork Specs at economytent.com)

BALLY SKIRTS & HARDWARE

| | |
|---|-------|
| 10'6" x 3' Concession Skirt | \$ 90 |
| 15'6" x 3' Concession Skirt | \$131 |
| Center Core Fitting w/ Ring | \$ 22 |
| Fitting w/ 1 stub (end) | \$ 28 |
| Fitting w/ 2 stubs (corner or straight) | \$ 34 |
| Fitting w/ 3 stubs | \$ 41 |
| 9'5" x 1-3/4" Aluminum Tubing | \$ 54 |
| 14'5" x 1-3/4" Aluminum Tubing | \$ 80 |

BALLY SKIRT SETS

| | |
|---|-------|
| 10'6" x 3' Complete | \$167 |
| 15'6" x 3' Complete | \$225 |
| <i>Includes aluminum tubing, cast aluminum fittings & bally skirt</i> | |

COUNTERTOP

10' x 18", center hinged, steel frame with a laminated wood inlay. \$231

BANNER SIGN FRAME PACKAGE

Easy to assemble, horizontal or vertical aluminum tubing with cast fittings. Adjustable height from ground is 10 feet to 15 feet. (Banner and printing not included)

| | |
|--|-------|
| 10' wide Horizontal Sign Frame Package (frame & fittings only) | \$299 |
| 15' wide Horizontal Sign Frame Package (frame & fittings only) | \$325 |
| 20' wide Horizontal Sign Frame Package (frame & fittings only) | \$481 |
| Vertical Sign Frame Package (frame & fittings only) | \$167 |

Tent Frame, FITTINGS & PARTS | PRICE LIST

TUBING FOR 10' & 20' WIDE TRIO FRAME SYSTEM

Color dots correspond to ETI's color-coded end cap tubing identification system.

| | |
|---|-------|
| ● 6'9½" x 1¾" Corner Rafter (Hip) for 10' wide | \$ 40 |
| ● 7'5" x 1¾" Mid-Rafter (Intermediate) for 15' wide | \$ 54 |
| ○ 9'5" x 1¾" Side Bar (Eave) | \$ 54 |
| ● 14'5" x 1¾" Side Bar (Eave)/Corner Rafter (Hip) | \$ 80 |
| ● 10'7" x 1¾" Corner Rafter (Hip) for 15' wide | \$ 54 |
| ● 4'8" x 1¾" Mid Rafter (Intermediate) for 10' wide | \$ 27 |
| ● 10'5½" x 1¾" Mid-Rafter (Intermediate) | \$ 54 |
| ● 4'5" x 1¾" Top Bar (Ridge) for 10' wide | \$ 27 |
| 6'6" - 8' Adjustable Leg (Upright) w/ Base Plate | \$ 93 |
| 6'6" - 8' Adjustable Leg (Upright) w/o Base Plate | \$ 81 |
| 4' x 2" Leg (Upright) Base w/o Base Plate | \$ 57 |
| 5' x 1¾" Leg (Upright) Insert | \$ 25 |
| High Peak (mast) Extension Pole (30") for 10' wide | \$ 63 |
| High Peak (mast) Extension Pole (40") for 15' wide | \$ 75 |
| High Peak (mast) Extension Pole (45¾") for 20' wide | \$ 88 |
| High Peak (mast) Extension Pole (58") for 30' wide | \$100 |

TRIO CAST ALUMINUM FITTINGS

| | |
|----------------------------------|-------|
| 3-way Crown | \$ 94 |
| 4-way Crown (10'x10' or 15'x15') | \$100 |
| 4-way Top Expansion Fitting | \$100 |
| 6-way Crown | \$113 |
| 8-way Crown (20'x20') | \$125 |
| Mid-Leg/Rafter Fitting | \$100 |
| Corner Fitting | \$100 |
| Detachable Base Plate | \$ 19 |

MARQUEE FITTINGS

| | |
|---------------------------|-------|
| Marquee End Left Fitting | \$100 |
| Marquee End Right Fitting | \$100 |
| Marquee End Top Fitting | \$100 |

TRIO COLOR CODED END CAPS

| | | | |
|------------------------|--------|-----------------------|--------|
| 10' x 10' Cap Set | \$ 13 | 20' x 20' Cap Set | \$ 25 |
| 10' x 20' Cap Set | \$ 21 | 20' x 30' Cap Set | \$ 31 |
| 15' x 15' Cap Set | \$ 13 | 20' x 40' Cap Set | \$ 40 |
| Individual Caps (1-19) | \$.70 | Individual Caps (+20) | \$.57 |

TUBING FOR 30' & 40' WIDE CLASSIC FRAME SYSTEM

| | |
|---|-------|
| 14'4" Double Barrel Rafter | \$188 |
| 14'4" Side (Eave) or Top Bar (Ridge) | \$ 94 |
| 9'4" Side (Eave) or Top Bar (Ridge) | \$ 63 |
| 10' 5½" Corner Rafter (Hip) Support | \$ 63 |
| 7' - 9' Adjustable Leg (Upright) | \$100 |
| 5' x 1¾" Leg (Upright) Base w/ Base Plates | \$ 57 |
| 7' x 2" Leg (Upright) Top | \$ 69 |
| 21' 8½" Double Barrel Rafter | \$275 |
| 16' ¼" Mid-Rafter (Intermediate) | \$100 |
| Custom Size 2" Tubing @ \$5 r.f. Minimum 4' | \$ 25 |

CLASSIC GALVANIZED STEEL FITTINGS

| | |
|-----------------------------------|-------|
| 4-way Top Expansion Fitting | \$ 75 |
| 6-way Top Crown Fitting | \$ 94 |
| 6-way Mid Leg Rafter Fitting | \$ 94 |
| 6-way Hip (Corner) Rafter Fitting | \$ 75 |
| 8-way Top Crown Fitting | \$100 |
| Corner Fitting | \$ 75 |
| Mid-Leg Rafter Fitting | \$ 75 |
| Corner Rafter Y-Fitting | \$ 57 |

MISCELLANEOUS PARTS

| | |
|--|--------|
| High-Peak Flag | \$ 7 |
| High-Peak Flagpole | \$ 11 |
| Strap and Stainless Steel Buckle Set | \$ 7 |
| Stainless Steel 1" Buckle | \$ 3 |
| 33" x 1" Nylon Polypro Webbing for Strap | \$ 2 |
| Plastic Snap Hook for Classic™ Sidewalls | \$.75 |
| Tension Strap (High-Peak and Tension) | \$ 19 |
| Steel S-Hook | \$ 3 |
| 1/2" Steel Snap Button | \$ 3 |
| Gray Plastic Ring for Leg (Upright) Base | \$1.25 |

SLIDEWALL TRAC SYSTEM REPLACEMENT PARTS

10' Slidewall Trac System

| | |
|-------------------------|--------|
| 9' 7-3/4" Rail (1) | \$ 50 |
| Rail Hangers (3) | \$ 19 |
| Roller Trac Hangers (7) | \$ 27 |
| #10 Screws (8) | \$1.25 |
| #10 Locking Washers (6) | \$1.25 |

15' Slidewall Trac System

| | |
|--------------------------|--------|
| 14' 7-3/4" Rail (1) | \$ 75 |
| Rail Hangers (4) | \$ 25 |
| Roller Trac Hangers (10) | \$ 38 |
| #10 Screws (10) | \$ 2 |
| #10 Locking Washers (8) | \$1.25 |



seating GUIDELINES

To help you purchase and recommend the correct size tent(s) for various types of events, refer to this recommended seating capacity guideline as a reference. When figuring square footage requirements, be sure to include additional space needed for all activities taking place under the tent.

| | |
|--|------------------------|
| Standing | 5-6 sq.ft. per person |
| Cathedral Seating | 5-6 sq.ft. per person |
| Cocktail Party, stand up with 30" Bar Tables | 6-7 sq.ft. per person |
| Buffet Dinner | 7-8 sq.ft. per person |
| Dinner, 8' banquet tables | 8 sq.ft. per person |
| Dinner, 5'6" round tables | 8-10 sq.ft. per person |
| Dinner, 7'8" round tables | 12 sq.ft. per person |
| 20' x 40' tent = 8 tables (64-80 guests) | |
| 30' x 60' tent = 18 tables (150-180 guests) | |
| 40' x 60' tent = 24 tables (200-240 guests) | |
| Dance Floor (Formula: One 3' x 3' section per 4 people. ie: 100 people = 15' x 15' area) | |
| Dinner or Dance | 4 sq.ft. per person |
| Wedding | 2-3 sq.ft. per person |
| Speakers Platform | 10 sq.ft. |
| Bandstand | 20-30 sq.ft. |
| Piano, Spinnet | 30 sq.ft. |
| Piano, Grand | 100 sq.ft. |
| Bar | 30 sq.ft. |
| Caterer Tent | 10' x 10' (100 sq.ft.) |

| Tent Size | Total Sq. Ft. | Stand-up Cocktail* | Buffet Dinner* | Sit Down Dinner* | Cathedral Seating* |
|------------|---------------|--------------------|----------------|------------------|--------------------|
| 20' x 20' | 400 | 67 | 50 | 40 | 67 |
| 20' x 30' | 600 | 100 | 75 | 60 | 100 |
| 20' x 40' | 800 | 133 | 100 | 80 | 133 |
| 20' x 50' | 1000 | 167 | 125 | 100 | 167 |
| 20' x 60' | 1200 | 200 | 150 | 120 | 200 |
| 30' x 30' | 900 | 150 | 113 | 90 | 150 |
| 30' x 40' | 1200 | 200 | 150 | 120 | 200 |
| 30' x 50' | 1500 | 250 | 188 | 150 | 250 |
| 30' x 60' | 1800 | 300 | 225 | 180 | 300 |
| 30' x 90' | 2700 | 450 | 338 | 270 | 450 |
| 30' x 120' | 3600 | 600 | 450 | 306 | 600 |
| 40' x 40' | 1600 | 267 | 200 | 160 | 267 |
| 40' x 60' | 2400 | 400 | 300 | 240 | 400 |
| 40' x 80' | 3200 | 533 | 400 | 320 | 533 |
| 40' x 100' | 4000 | 667 | 500 | 400 | 667 |
| 40' x 120' | 4800 | 800 | 600 | 480 | 800 |
| 40' x 140' | 5600 | 933 | 700 | 560 | 933 |
| 40' x 160' | 6400 | 1067 | 800 | 640 | 1067 |
| 40' x 180' | 7200 | 1200 | 900 | 720 | 1200 |
| 40' x 200' | 8000 | 1333 | 1000 | 800 | 1333 |

*Seating capacity does not allow for aisles, dance floors, service area, etc.

SAFETY GUIDELINES

Economy Tent International products are of superior design and function best in the parameters of these instructions. It is **IMPERATIVE** that the instructions are carefully read and **COMPLETELY FOLLOWED**.

Please read these instructions before the installation or removal of the product.

CAUTION:

- The installer is solely responsible for the evaluation of the site and determining the proper securing method. Some soils require different staking or securing other than what is provided with the tent or purchased by the customer. Our responsibility is limited to the construction of the tent and not damage due to installation. Damaged frame parts or fittings are usually caused by improper lifting of the frame and are not covered under the terms of the warranty.
- Installation during threatening weather conditions is not advised under any circumstances. It is the responsibility of the tent installer/maintainer to determine the severity of the weather and utmost care must be used. This product is to be used as a temporary structure. In any questionable weather conditions, evacuation is recommended and all valuable merchandise should be removed immediately. Use good judgment, common sense and safety during take-down of the tent.
- Due to shifting of the tent frame, loosening of the stakes or loosening buckles, it is possible for the cover to "pocket" water in rain conditions. It is imperative to continually inspect the frame and cover for proper fit and alignment and adjust as required.
- Proper safety equipment should be used at all times to insure a safe installation and take down. Careful evaluation should be made to determine if hard hats, steel toe shoes, safety glasses and any other equipment should be used for the safe and proper installation. Tent lifts or other equipment might be considered for lifting or take down.
- Economy Tent stands behind its products in accordance of the Terms and Conditions of Sale (see the most updated version at economytent.com). For further questions or inquiries, please call toll free at 800-438-3226 or email us at sales@economytent.com.

For additional reference consult "The IFAI Procedural Handbook for the Safe Installation and Maintenance of Tentage" and the IFAI "Ballasting Study". Both of these resources are available from the IFAI Tent Rental Division at www.tentexperts.org under the "Safety" menu.

INDUSTRY AFFILIATIONS

ETI is proud to be a member of these prominent industry associations:



TERMS & CONDITIONS OF SALE

AE Tent LLC, DBA Economy Tent International (abbreviated) "ETI"
Acceptance of any products listed on this document, the Buyer agrees to the following:

TERMS: Unless otherwise agreed to by ETI in writing, all orders must be paid in full before shipping. All business checks and/or personal checks require a minimum of 5 business days for clearance before orders will ship. Accounts that are past terms are subject to an interest charge of 1.5% per month. As a result of nonpayment or partial payment of invoice, including but not limited to attorney's fees, collection fees, any court costs will be paid by the BUYER. All NSF checks returned will be charged a minimum service fee of \$30.00 and all other remedies allowed by Florida law. The jurisdictions of any and all legal proceedings are in Dade County, Florida. Florida law governs the interpretation and enforcement of this contract.

CUSTOM ORDER POLICY: A custom order is defined as; any product manufactured specifically for the customer and not in stock. Terms for custom orders require a deposit of 50% with the balance paid before product is shipped or picked up. Cancellation of custom goods will result in loss of deposit.

LIMITED WARRANTY: ETI warrants to the original owner that our products are free of defects in material and workmanship for a period of one year from the date of purchase. Defects are limited to a result of the manufacturing process. This warranty does not imply, or express coverage from any damage to tents as a result of wear and tear or acts of nature. Excluded as well are **pin holes, punctures or abrasions** which can occur during shipping, storage and handling. This warranty is valid to the original purchaser only and is not transferable. Items found to have a manufacturing type defect will be replaced or repaired at ETI's discretion at no cost to the customer. The customer is responsible for shipping charges, duties, fees of any kind, if applicable.

REQUIRED PERMITS: ETI has no knowledge of applicable building or tent permitting in your area. It is the responsibility of the BUYER to check with the appropriate authorities to obtain proper approvals, permits, etc. prior to installation.

LIMITS OF LIABILITY: ETI has no control over the ultimate use or methods of installation of our products. ETI assumes no liability for any financial loss, damage, injuries or loss of life. ETI will not be responsible for expenses or loss of income of any kind, arising out of the use of our products. ETI makes no claims, expressed or implied, concerning use of all ETI's products. ETI shall not be responsible for any incidental damages, exemplary damages or special damages.

RETURNS: When requesting permission to return an order, Buyer will provide ETI with the invoice number and reason for return. If the return is agreed to, ETI will issue a Return Goods Authorization. Return authorizations do not imply automatic credit. **A 30% restocking fee will be applicable for all approved returns.** Returns should be carefully packaged and shipped prepaid, with the Return Authorizations number displayed on the shipping label. ETI reserves the right to refuse returned items that are soiled, wet, abused, or damaged in shipping. **Merchandise must be returned new, unused condition.**

CANCELLATION, CHANGES & PERMISSIONS: Orders may not be cancelled or changed without receipt of a written cancellation or change request. Once in production, cancellation of custom products will result in loss of deposit. The customer authorizes ETI to publish custom printed cover reproductions for advertisement purposes.

SAFETY: It is the responsibility of the BUYER to employ safe methods of installation. Installers must take into account; anchoring method, surface grade, composite of surface and must be aware of both overhead and underground obstruction. Good judgment with regard to wind and weather conditions should be used to determine time of installation and take down. If weather or any other external factors become threatening, a total removal of the product is recommended and at minimum a complete evacuation.

Anchoring a tent properly requires specific site analysis which should be performed by a licensed professional engineer. Factors which take into account wind uplift calculations, stake withdrawal capacity, size, placement and the number of stakes required are necessary at a minimum. ETI has no knowledge of specific anchoring requirements for your installations and will not be responsible for any aspect of anchoring failure whether or not the anchoring system was purchased or supplied by ETI. The purchaser/installer is responsible for all aspects of assembling and properly anchoring ETI products.

SALES TAX: Sales tax will be charged to customer pickups and shipments within Florida unless a current Florida Resale Tax Exemption certificate is provided.

SHIPPING: ETI cannot guarantee a particular date for shipment or delivery of merchandise. Estimates of delivery dates are those projected by the freight or package carriers and are not guaranteed. ETI shall not be responsible for delays in deliveries due to any contingencies beyond ETI's control. Delivery means F.O.B. ETI's facility, Miami, Florida. Risk of loss of damage to and title to goods and products shall pass upon delivery to the transportation company. Upon receipt of shipment, it shall be the responsibility of Buyer to check materials and secure written acknowledgment from delivering carrier for any shortages, loss or damage. **For your protection, materials must be checked before you sign for the shipment. If there is any shortage or damages, you must require the driver to make a notation on your receipt, and then make a claim with the carrier** for the amount of the loss or damage. Should damage not be discovered until goods are unpacked, immediately report it to the carrier so that such shortage or damage can be inspected promptly, and then file a claim with the carrier along with the inspection report.

ALL CLAIMS MUST BE FILED WITH THE CARRIER, AND NOT ETI. If the Buyer does not specify a method of shipment or carrier, or if the method is not practical in the sole discretion of ETI, the company shall determine the method of shipping and carrier without liability for differences in time and/or expense.

RIGHTS TO ENGINEERING: ETI reserves the right to withhold all engineering support and data in cases where the purchaser has not kept their account current within the pre-set terms established between ETI and purchaser.



ECONOMY TENT
INTERNATIONAL
AN ANCHOR COMPANY

2995 NW 75th STREET
MIAMI, FL 33147-5943
TOLL FREE: **800-438-3226**
LOCAL: **305-691-0191**
FAX: **305-835-7098**
EMAIL: **sales@economytent.com**

economytent.com